



lumini Solucoes em Iluminacao LTDA
www.lumini.com.br
Email:laboratorio@lumini.com.br
Tel:+55 11 3437-5555 Fax:+55 11 3437-5555
Address:Rua Ferreira Viana, 716 - Socorro - São Paulo/SP

lumini

LumCAT:

Luminaire: cubo w1 12V

LampCAT: modulo led 4W 27K 12Vdc irc 90

Ballast type: led line driver 12Vdc

Report No:

Voltage(V): 127.0800

Test No:

Current(A): 0.0510

Number of Lamps: 1

Power (W): 5.7730

Lamp flux(lm): 311.0

PF: 0.8910

Length(mm): 94

Width(mm): 94

Phm Type: C

Height(mm): 0

Photometric Results

Lumens(lm): 110.73, Efficiency(%): 35.60% , Luminous Efficacy(lm/W): 19.18

Central intensity(cd): 32.172, Maximum intensity(cd): 32.833

Angle of maximum intensity: C=0.0 γ =14.0

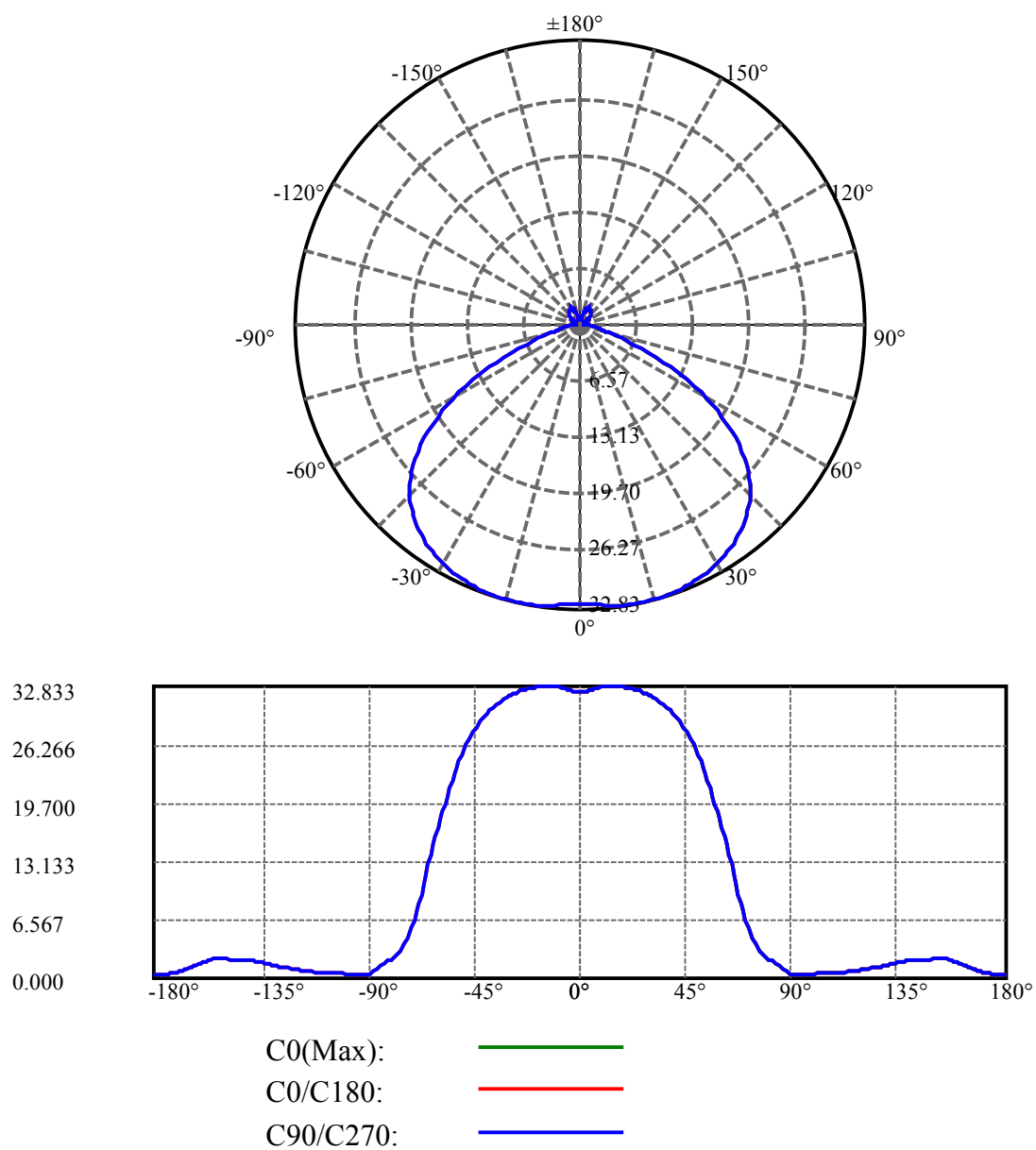
Beam angle of C0 plane : 121.66

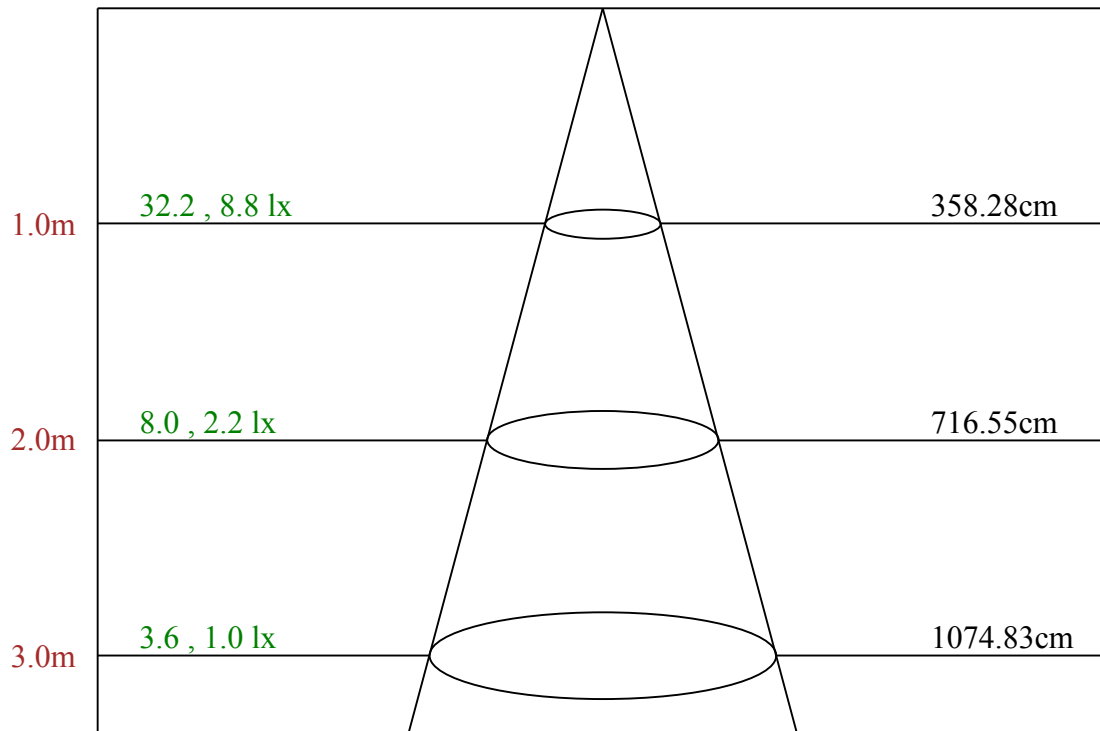
Aveage BeamAngle(IEC 61341):121.66

Equipment: equipamento lumini
Temperature(°C): 25.2

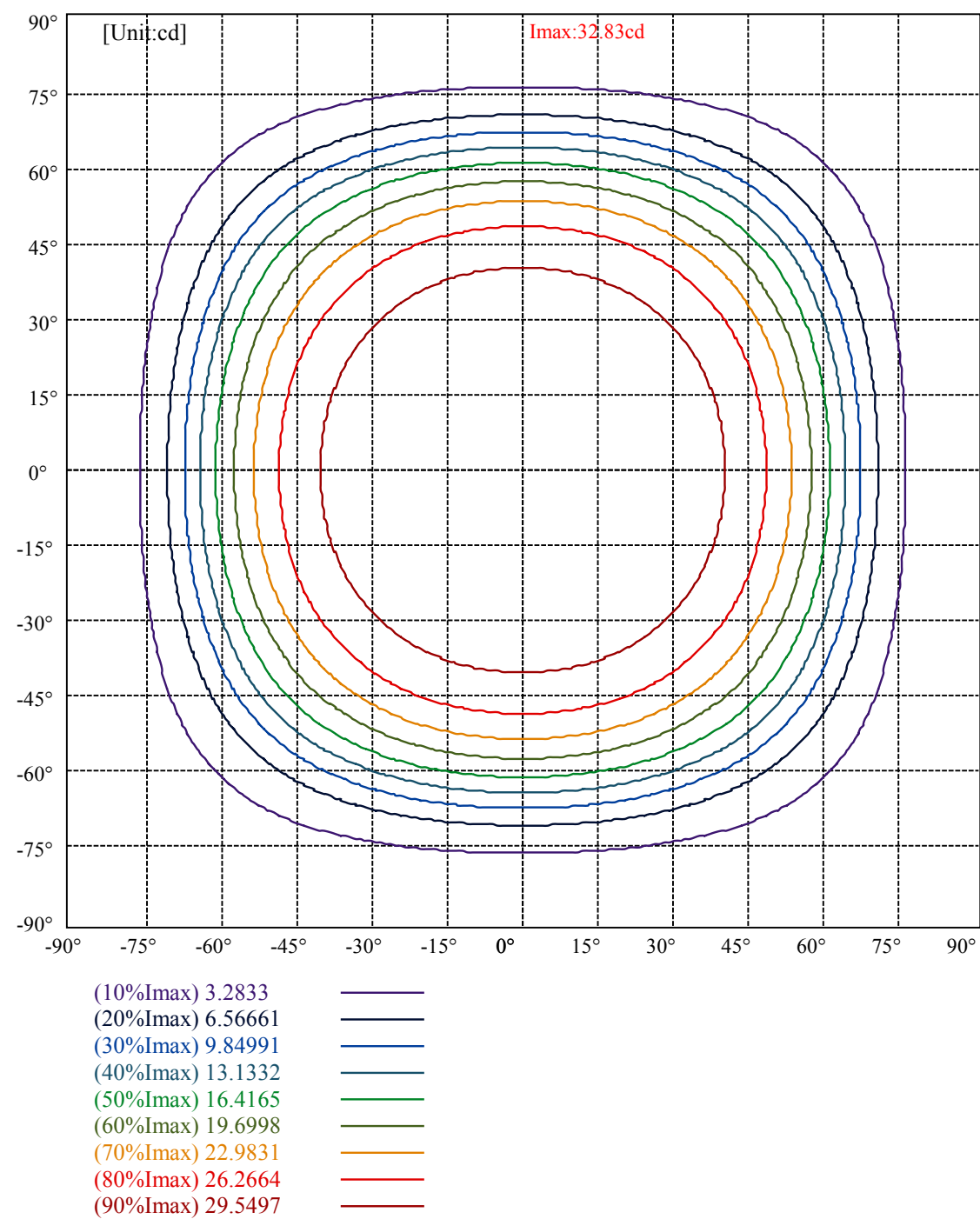
Date: 25/02/2025
Humidity(%): 68.0%

Operator: 01
Distance(m): 6.90





Max , Ave Beam angle of C0 plane 121.66



lumini

Luminance Limiting Curve(no luminous side)

Appendix Page: 5 Total:6

Luminance Table

γ	45	50	55	60	65	70	75	80	85
C0	4445	4411	4211	3835	3090	2172	1512	1389	1491
C45	4445	4411	4211	3835	3090	2172	1512	1389	1491
C90	4445	4411	4211	3835	3090	2172	1512	1389	1491

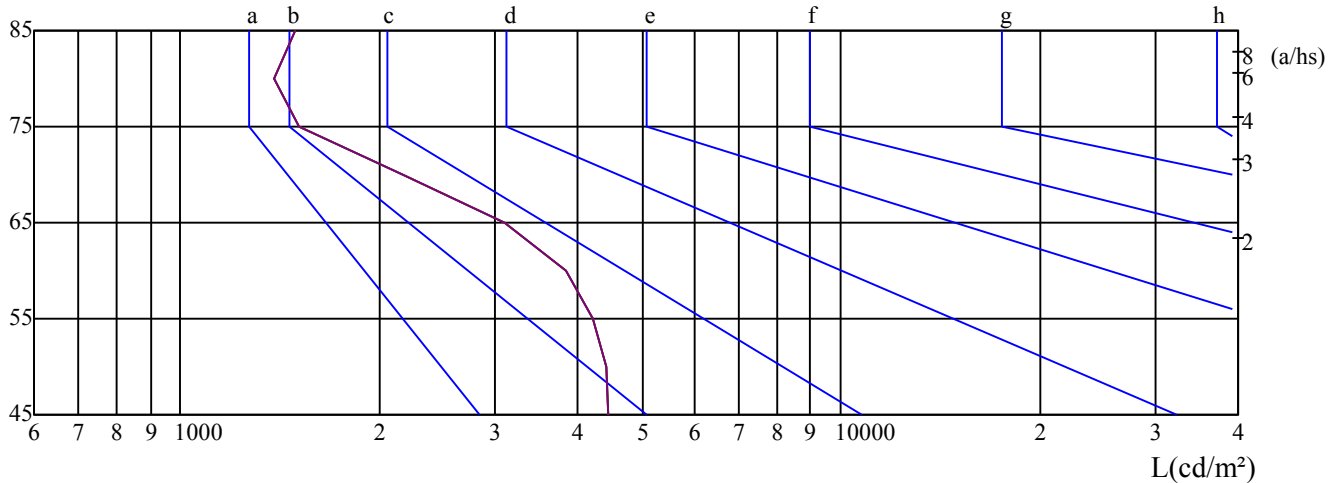
L(Hor)(65)	L(Ver)(65)	L45(65)	L(Hor)(75)	L(Ver)(75)	L45(75)	L(Hor)(85)	L(Ver)(85)	L45(85)
3090	3090	3090	1512	1512	1512	1491	1491	1491

Glare Table

Glare	Quality	Service Values Illuminance(lx)							
1.15	A	2000	1000	500	≤ 300				
1.5	B		2000	1000	500	≤ 300			
1.85	C			2000	1000	500	≤ 300		
2.2	D				2000	1000	500	≤ 300	
2.55	E					2000	1000	500	≤ 300
		a	b	c	d	e	f	g	h

Luminance Limiting Curve

$\gamma(^{\circ})$



C0 ———

C45 ———

C90 ———

Equipment: equipamento lumini
Temperature($^{\circ}$ C): 25.2

Date: 25/02/2025
Humidity(%): 68.0%

Operator: 01
Distance(m): 6.90

Illumination assessment according UGR											
Rf of Ceiling	70	70	50	50	30	70	70	50	50	30	
Rf of Wall	50	30	50	30	30	50	30	50	30	30	
Rf of Floor	20	20	20	20	20	20	20	20	20	20	
Room dimensions		Viewed crosswise					Viewed endwise				
X	Y										
2H	2H	17.65	19.12	18.11	19.57	20.04	18.25	19.73	18.71	20.17	20.64
	3H	18.50	19.83	18.98	20.30	20.79	19.46	20.79	19.94	21.25	21.75
	4H	18.61	19.86	19.11	20.33	20.85	19.63	20.87	20.12	21.35	21.86
	6H	18.72	19.87	19.22	20.36	20.91	19.75	20.91	20.26	21.40	21.94
	8H	18.74	19.85	19.25	20.35	20.90	19.80	20.91	20.31	21.41	21.95
	12H	18.75	19.82	19.26	20.32	20.88	19.84	20.91	20.35	21.41	21.97
4H	2H	18.53	19.77	19.02	20.25	20.76	18.99	20.23	19.48	20.71	21.22
	3H	19.50	20.55	20.02	21.06	21.62	20.28	21.33	20.80	21.84	22.39
	4H	19.71	20.64	20.24	21.17	21.75	20.54	21.47	21.07	22.00	22.58
	6H	19.82	20.64	20.38	21.20	21.78	20.67	21.50	21.23	22.05	22.64
	8H	19.89	20.66	20.46	21.21	21.82	20.77	21.54	21.34	22.10	22.70
	12H	19.95	20.66	20.52	21.21	21.86	20.88	21.59	21.45	22.14	22.78
8H	4H	19.83	20.60	20.40	21.16	21.76	20.60	21.37	21.17	21.93	22.53
	6H	20.01	20.65	20.59	21.22	21.86	20.79	21.44	21.38	22.01	22.65
	8H	20.17	20.73	20.78	21.34	21.97	21.00	21.56	21.61	22.17	22.80
	12H	20.28	20.75	20.89	21.37	22.01	21.16	21.63	21.78	22.25	22.89
12H	4H	19.83	20.54	20.41	21.09	21.74	20.59	21.30	21.16	21.85	22.50
	6H	20.07	20.63	20.68	21.24	21.87	20.84	21.40	21.45	22.02	22.65
	8H	20.22	20.69	20.84	21.31	21.95	21.03	21.50	21.64	22.11	22.76
Variation with the observer position at spacings:											
S = 1.0H		0.5/-0.4					0.5/-0.4				
S = 1.5H		0.5/-1.0					0.5/-1.0				
S = 2.0H		1.7/-1.8					1.7/-1.8				
Standard tables:		BK3					BK3				
Uncorrected UGR		2.0					2.0				

依据CIE Publ. 117 计算 UGR, S/H = 0.25